

TRUFIG

BY SONANCE

GRG LINEAR DIFFUSER DIMENSIONAL DATA SHEET

INTRODUCTION

APPLICATIONS:

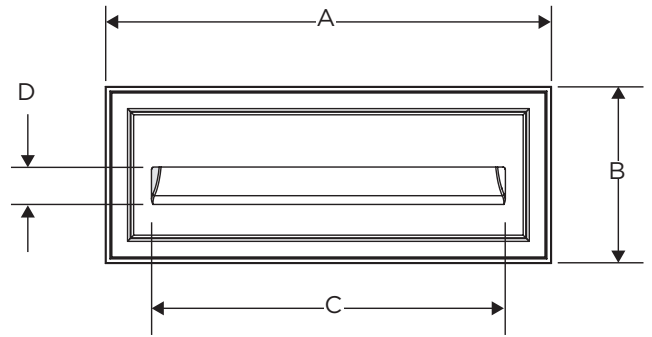
HVAC GRG Diffusers and vents are designed for wall and ceiling installations. The mounting platforms are available in panel thicknesses of 5/8" only.

FLUSH FINISH:

Platform technology allows for a zero sight-line, flush finish. Solid cast technology creates a seamless transition from air opening to wall or ceiling surface.

Finish:

Front surface material can be primed and painted like any other gypsum finish material.



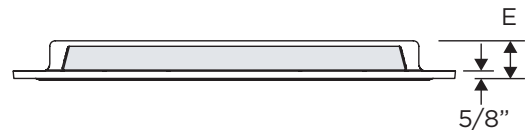
TECHNICAL

MATERIALS:

Panel - Glass Fiber Reinforced Gypsum (GRG or GFRG)
Cast gypsum reinforced with fiberglass material. Material is impact, mold and moisture resistant.

ENVIRONMENT:

For indoor use only - mounting platform can be used in damp locations such as kitchens and bathrooms.



LINEAR DIFFUSER DIMENSIONS					
Model	7"	12"	24"	36"	48"
SKU	50223	50240	50224	50225	50229
A	16 1/4" [413 mm]	16" [406 mm]	30 1/4" [768 mm]	42 1/2" [1073 mm]	54 1/4" [1378 mm]
B	16 1/4" [413 mm]	8" [203 mm]	11 15/16" [304 mm]	12" [305 mm]	12" [305 mm]
C	9" [229 mm]	10 7/8" [277 mm]	24" [610 mm]	36" [914 mm]	48" [1219 mm]
D	4" [102 mm]	2 3/8" [61 mm]	2 9/16" [64 mm]	2 9/16" [64 mm]	2 9/16" [64 mm]

ORDERING

9x4 HVAC GRG DIFFUSER

12X1 1/2 LINEAR DIFFUSER

24X1-5/8 HVAC GRG DIFFUSER

36X1-5/8 HVAC GRG DIFFUSER

48X1-5/8 HVAC GRG DIFFUSER

Model#: 50223

Model#: 50240

Model#: 50224

Model#: 50225

Model#: 50229

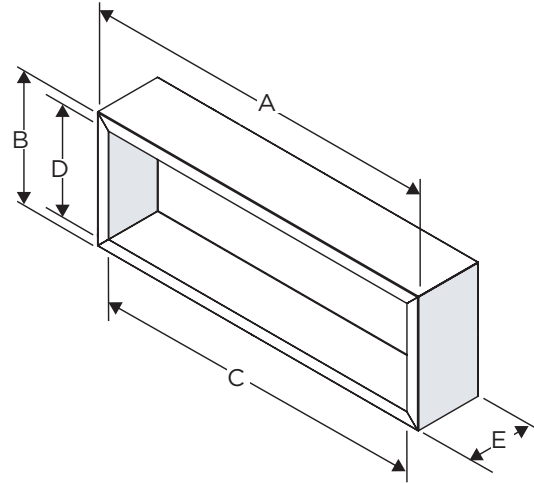
RECOMMENDED PLENUM BOX DIMENSIONS

PLENUM BOX

GRG Diffusers are created to work with a plenum box. Plenum boxes are the inlet and outlet boxes that serve as a transition between the TRUFIG GRG Diffuser and the rest of the HVAC duct work. Below are the recommended dimensions for a plenum box to attach to the TRUFIG Diffuser.

NOTE: "E" minimum 2 1/4" [57 mm] depth.

For 2x6 stud/joist 5 1/4"[133 mm]



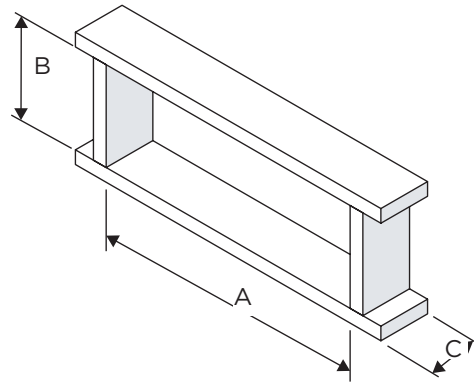
PLENUM BOX DIMENSIONS					
Dim	7"	12"	24"	36"	48"
A	14 5/16" [364 mm]	14 3/8" [365 mm]	28 1/2" [724 mm]	40 1/2" [1029 mm]	51 1/2" [1334 mm]
B	10 1/2" [267 mm]	6 3/8" [162 mm]	10 15/16" [262 mm]	10 5/16" [262 mm]	10 3/8" [264 mm]
C	12 7/8" [327 mm]	12 3/8" [314 mm]	26 5/8" [676 mm]	39" [990 mm]	51" [1295 mm]
D	9" [229 mm]	4 3/8" [118 mm]	8 3/8" [213 mm]	8 13/16" [224 mm]	8 13/16" [224 mm]

FRAMING

ROUGH OPENING FRAMING

GRG Diffusers are created for installations in both ceilings and walls. It is required that the contractor create a rough opening in which to install the Diffuser. Use the below chart to find the appropriate rough opening dimensions for each Diffuser.

NOTE: "C" will depend on the depth of the framing used. 2x4 is the minimum depth.



FRAMING DIMENSIONS					
Dim	7"	12"	24"	36x"	48"
A	14 1/2" [368 mm]	14 1/2" [368 mm]	28 3/4" [730 mm]	40 11/16" [1033 mm]	52 11/16" [1338 mm]
B	14 11/16" [372 mm]	6 1/2" [165 mm]	10 1/2" [267 mm]	10 1/2" [267 mm]	10 1/2" [267 mm]



Scan QR code for additional information and resources. For technical support call (949) 492-7777 or visit trufig.com/hvac



© 2022 SONANCE All rights reserved. TRUFIG is a registered trademark of Dana Innovations. Due to continuous product improvement, all features and specifications are subject to change without notice. For the latest SONANCE and TRUFIG product specification information visit our website at www.sonance.com.

991 Calle Amanecer - San Clemente, CA 92673 USA • Phone: 949.492.7777 • Fax: 949.361.5151 • Technical Support: 949.492.7777 • www.sonance.com