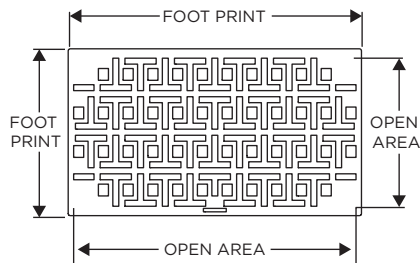


TRUFIG

BY SONANCE

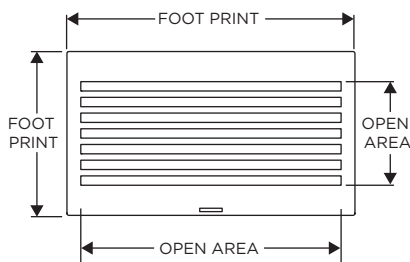
TRUFIG HVAC PERFORMANCE DATA

TRUFIG T



| PHYSICAL CHARACTERISTICS | | | | | VELOCITY | | | | |
|--------------------------|------------------|-------------------------|--------------------|-------------|---------------------------|-----|-----|-----|------|
| SIZE | FOOT PRINT (IN.) | AVAILABLE AREA (SQ. FT) | OPEN AREA (SQ. FT) | OPEN AREA % | 250 | 400 | 500 | 600 | 1000 |
| | | | | | CUBIC FEET PER MINUTE CFM | | | | |
| SMALL | 4.4 X 7.7 | 0.20 | 0.09 | 45% | 23 | 36 | 45 | 54 | 90 |
| MEDIUM | 6.6 X 10.5 | 0.41 | 0.19 | 47% | 48 | 77 | 97 | 116 | 193 |
| LARGE | 8.2 X 14.3 | 0.76 | 0.37 | 48% | 92 | 146 | 183 | 220 | 366 |
| SQUARE | 13.3 X 13.3 | 1.10 | 0.53 | 48% | 132 | 210 | 263 | 316 | 526 |

SLOTS



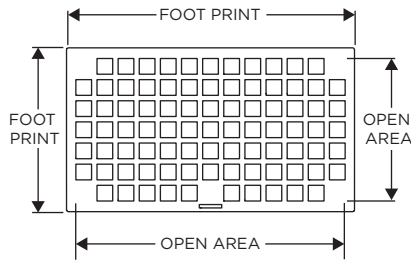
| PHYSICAL CHARACTERISTICS | | | | | VELOCITY | | | | |
|--------------------------|------------------|-------------------------|--------------------|-------------|---------------------------|-----|-----|-----|------|
| SIZE | FOOT PRINT (IN.) | AVAILABLE AREA (SQ. FT) | OPEN AREA (SQ. FT) | OPEN AREA % | 250 | 400 | 500 | 600 | 1000 |
| | | | | | CUBIC FEET PER MINUTE CFM | | | | |
| SMALL | 4.4 X 7.7 | 0.13 | 0.09 | 63% | 21 | 34 | 43 | 51 | 85 |
| MEDIUM | 6.6 X 10.5 | 0.34 | 0.19 | 54% | 47 | 74 | 93 | 112 | 186 |
| LARGE | 8.2 X 14.3 | 0.61 | 0.35 | 57% | 88 | 141 | 176 | 211 | 352 |
| SQUARE | 13.3 X 13.3 | 1.00 | 0.59 | 59% | 147 | 234 | 293 | 352 | 586 |

TRUFIG

BY SONANCE

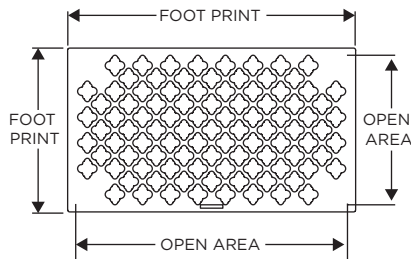
TRUFIG HVAC PERFORMANCE DATA

SQUARE



| PHYSICAL CHARACTERISTICS | | | | | VELOCITY | | | | |
|--------------------------|------------------|-------------------------|--------------------|-------------|---------------------------|-----|-----|-----|------|
| SIZE | FOOT PRINT (IN.) | AVAILABLE AREA (SQ. FT) | OPEN AREA (SQ. FT) | OPEN AREA % | 250 | 400 | 500 | 600 | 1000 |
| | | | | | CUBIC FEET PER MINUTE CFM | | | | |
| SMALL | 4.4 X 7.7 | 0.19 | 0.11 | 54% | 26 | 42 | 53 | 63 | 105 |
| MEDIUM | 6.6 X 10.5 | 0.41 | 0.23 | 55% | 57 | 92 | 115 | 137 | 229 |
| LARGE | 8.2 X 14.3 | 0.68 | 0.39 | 58% | 98 | 157 | 197 | 236 | 393 |
| SQUARE | 13.3 X 13.3 | 1.01 | 0.62 | 61% | 155 | 248 | 310 | 371 | 619 |

CLOVER CROSSES



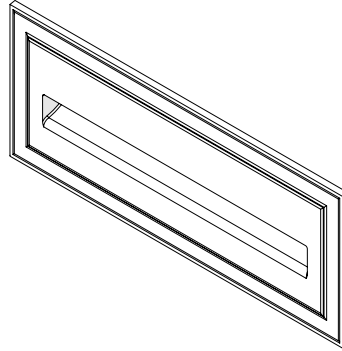
| PHYSICAL CHARACTERISTICS | | | | | VELOCITY | | | | |
|--------------------------|------------------|-------------------------|--------------------|-------------|---------------------------|-----|-----|-----|------|
| SIZE | FOOT PRINT (IN.) | AVAILABLE AREA (SQ. FT) | OPEN AREA (SQ. FT) | OPEN AREA % | 250 | 400 | 500 | 600 | 1000 |
| | | | | | CUBIC FEET PER MINUTE CFM | | | | |
| SMALL | 4.4 X 7.7 | 0.20 | 0.11 | 57% | 28 | 45 | 56 | 67 | 112 |
| MEDIUM | 6.6 X 10.5 | 0.44 | 0.25 | 56% | 62 | 98 | 123 | 148 | 246 |
| LARGE | 8.2 X 14.3 | 0.73 | 0.37 | 51% | 93 | 148 | 185 | 222 | 370 |
| SQUARE | 13.3 X 13.3 | 1.12 | 0.58 | 52% | 146 | 233 | 292 | 350 | 583 |

TRUFIG

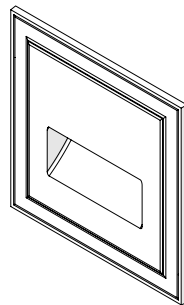
BY SONANCE

TRUFIG HVAC PERFORMANCE DATA

LINEAR DIFFUSERS



| PHYSICAL CHARACTERISTICS | | | VELOCITY | | | | |
|--------------------------|--------------|--------------------|---------------------------|-----|-----|-----|------|
| SIZE | OPENING DIMS | OPEN AREA (SQ. FT) | 250 | 400 | 500 | 600 | 1000 |
| | | | CUBIC FEET PER MINUTE CFM | | | | |
| 12" | 11 X 2 1/2" | 0.190 | 68 | 76 | 95 | 114 | 190 |
| 24" | 24" X 1 5/8" | 0.272 | 68 | 109 | 136 | 163 | 272 |
| 36" | 36" X 1 5/8" | 0.407 | 102 | 163 | 204 | 244 | 407 |
| 48" | 48" X 1 5/8" | 0.544 | 136 | 218 | 272 | 326 | 544 |



| PHYSICAL CHARACTERISTICS | | | VELOCITY | | | | |
|--------------------------|--------------|--------------------|---------------------------|-----|-----|-----|------|
| SIZE | OPENING DIMS | OPEN AREA (SQ. FT) | 250 | 400 | 500 | 600 | 1000 |
| | | | CUBIC FEET PER MINUTE CFM | | | | |
| 7" | 7" X 2 5/8" | 0.123 | 31 | 49 | 62 | 74 | 123 |



Scan QR code for additional information and resources. For technical support call (949) 492-7777 or visit trufig.com/keypad-downloads



© 2022 SONANCE All rights reserved. TRUFIG is a registered trademark of Dana Innovations. Due to continuous product improvement, all features and specifications are subject to change without notice. For the latest SONANCE and TRUFIG product specification information visit our website at www.sonance.com.

991 Calle Amanecer - San Clemente, CA 92673 USA • Phone: 949.492.7777 • Fax: 949.361.5151 • Technical Support: 949.492.7777 • www.sonance.com