

# ELECTRICAL ENCLOSURE ASSEMBLY

## DOUBLE GANG MOUNTING PLATFORM - DRYWALL, PLASTER, WALLPAPER, & TILE APPLICATIONS

### DESCRIPTION:

#### Applications:

Gypsum mounting platforms are designed for wall installations and they contain an integrated electrical enclosure that works with both flexible wiring (i.e. Romex) and rigid conduit systems. They are available in 1/2" and 5/8" thicknesses and for a variety of wall coverings and finishes including: level 5 drywall, textured drywall, plaster, grouted tile, and wallpaper.

#### Flush Finish:

Platform technology allows for a zero-sightline, flush finish. Paint-ready fascias provide flexible finishing options including paints and veneers.

#### Trims and Covers:

Accepts TRUFIG trim components and fascias. Fascias and trims are designed to fit many line voltage and low voltage devices.

#### Accessories:

*Deep back box* - attaches directly to the mounting platform increasing the number of wiring knockouts and volume of enclosure

*Tile dam* - attaches to the front the gypsum mounting platform to accommodate grouted tile installs up 1/2" thick

*Plaster shims* - adjusts the mud dam in 1/16" increments to accommodate up to 3/8" plaster thickness

### TECHNICAL:

#### Materials:

*Panel* - Pressed gypsum (fire class A, 95% recycled material).

Gypsum material is impact, mold and moisture resistant.

*Enclosure* - 16 GA Galvanized G-90 Steel

*Mud Dam* - PC/ABS, meets UL94 requirements -5VA Rating

#### Listing:

ETL certified to UL 514A & CSA C22.2#18.1 standards

#### Enclosure volume:

46.7 cubic inches (765 cc) with shallow back plate, or

81.3 cubic inches (1333 cc) with deep box accessory

#### Environment:

For indoor use only - mounting platform can be used in damp locations such as kitchens, back-splashes, and bathrooms.

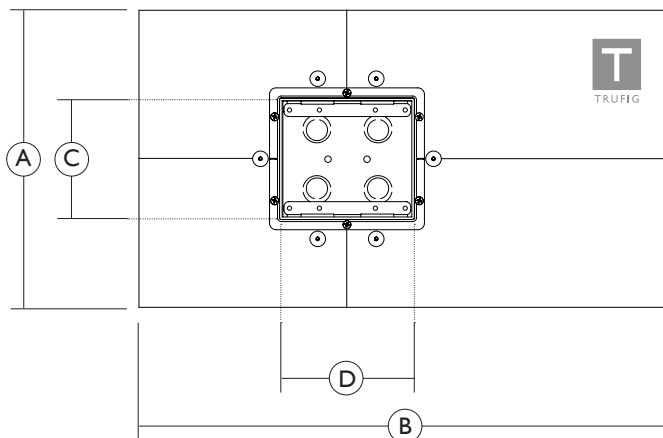
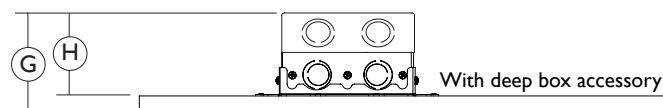
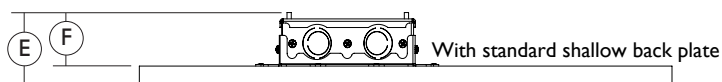
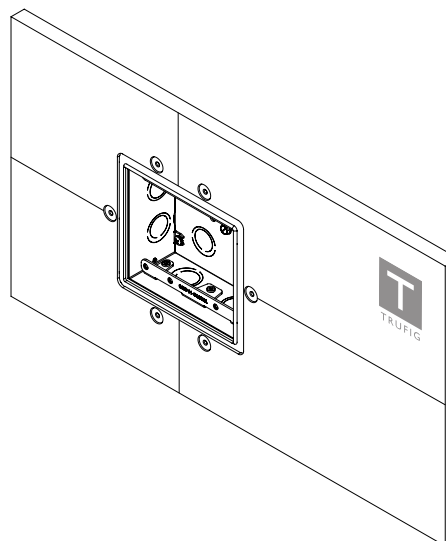
### ORDERING INFO:

Double Gang, 5/8" Gypsum

Double Gang, 1/2" Gypsum

Model#: 50207

Model#: 50257



(A) 11.50"/292mm

(B) 20.50"/521mm

(C) 4.84"/123mm

(D) 5.23"/133mm

(E) 2.54"/65mm

(F) 1.91"/48mm

(G) 3.99"/101mm

(H) 3.28"/83mm

212 Avenida Fabricante  
San Clemente, CA 92672  
(949) 492 - 7777

As part of its policy of continuous research and product development, the company reserves the right to change or withdraw specifications without prior notice.



TRUFIG

TRUFIG and the TRUFIG Logo are trademarks of Dana Innovations. © 2012 Dana Innovations. All rights reserved.

TYPE: \_\_\_\_\_

CATALOG: \_\_\_\_\_

PROJECT: \_\_\_\_\_

DATE: \_\_\_\_\_

TRUFIG.COM